

medartis®

PRECISION IN FIXATION

ASSEMBLY INSTRUCTIONS – STEP BY STEP

Traction System



APTUS®
Wrist

The Traction System

A helping hand during surgery

The Traction System is used for wrist arthroscopy, surgical interventions of the wrist, carpals and metacarpals as well as for reduction of fractures. Depending on the indication, it allows for procedures with or without traction.

The Traction System securely holds the hand in the required position and traction, offering valuable support during surgery.

→ See Step by Step Instructions at
www.medartis.com/meta/downloads


Characteristics

- Horizontal or vertical application possible
- Eccentric positioning of the hand for interference-free intraoperative radiographic monitoring
- Radiolucent arm support
- Easy assembly and disassembly
- Traction from 0 to 10 kg



Art. No. A-9110

Vertical Assembly



STEP 1


The following components are used for the vertical assembly of the traction system:

1. Finger traps (steel/nylon)
2. Spring balance
3. Bracket for the spring balance
4. Rods
5. Extension rod
6. Base plate
7. Arm support
8. Extension for the arm support
9. Velcro strap



STEP 2

Fix the velcro strap (9) for large (see upper picture) or narrow arms (see lower picture) to the base plate. Both long and short velcro straps are available.



STEP 3

Mount the arm support (7) and the assembled rods (4) to the base plate. Depending on the indication or size of the patient, the extension rod (5) as well as the extension of the arm support (8) can be assembled.



STEP 4

The bracket for the spring balance (3) consists of two components. Assemble both components and fix them to the rod.



STEP 5

Position the spring balance (2) on the bracket. It can be placed centrally or eccentrically.



STEP 6

Secure the arm to the base plate with the velcro strap. Insert the fingers into the finger traps (1) and suspend them to the spring balance with the required traction.


Horizontal Assembly



STEP 1


The following components are used for the horizontal assembly of the traction system:

1. Finger traps (steel/nylon)
2. Spring balance
3. Bracket for the spring balance
4. Rods
5. Lateral table clamp
6. Frontal table clamp



STEP 2

Attach the lateral clamp (5) to the table and insert the assembled rods (4) through the opening.



STEP 3

Slide the frontal table clamp (6) over the rod and attach it to the table. Fix the bracket for the spring balance (3) to the rod.



STEP 4

Insert the fingers into the finger traps (1) and suspend them to the spring balance (2) with the required traction.

Addresses

AUSTRALIA

Medartis Australia &
New Zealand Pty Ltd
Unit 6, 10 Hudson Road
PO Box 111
Albion Qld 4010, Australia
P 1300 858 853
P ^{int} +61 7 3326 8700
F 1300 854 665
F ^{int} +61 7 3862 2665

AUSTRIA

Medartis GmbH
Twin Tower
Wienerbergstrasse 11/12a
A-1100 Wien
P +43 1 99460 6499
F +43 1 99460 6498

FRANCE

Medartis S.A.R.L.
Domaine d'Entreprises
29, rue Condorcet
F-38090 Vaulx Milieu
P +33 474 99 94 14
F +33 474 99 00 19

GERMANY

Medartis GmbH
Am Gansacker 10
D-79224 Umkirch
P +49 7665 98 24 0
F +49 7665 98 24 10

MEXICO

Medartis S.A. de C.V.
Av. Presidente Masaryk 111 Piso 1
Col. Chapultepec Morales
Del. Miguel Hidalgo
MEX-11560, México, D.F.
P (+52 55) 3300 6054
F (+52 55) 3300 6006

NEW ZEALAND

Medartis New Zealand Ltd
PO Box 28461
Remuera
Auckland, 1541
New Zealand
P 0800 548 001
P ^{int} +64 9 909 0416
F 0800 548 002
F ^{int} +64 9 909 0419

POLAND

Medartis Sp. z o.o
ul. Sokolnicza 5/29
PL-53676 Wrocław
P +48 71 359 56 18
F +48 71 359 56 15

SPAIN

Medartis SL
Avda. de la Industria, 4
Edificio O, Local C
E-28108 Alcobendas, Madrid
P +34 91 661 33 15
F +34 91 661 33 90

UNITED KINGDOM

Medartis Ltd.
Batley Business Park
Suite 63, Annexe 4,
Technology Drive, Batley
West Yorkshire, WF17 6ER
United Kingdom
P +44 (0)1924 476699
F +44 (0)1924 472000

USA

Medartis Inc.
127 W. Street Rd, Suite 203
Kennett Square, PA 19348
USA
P +1 610 961 6101
Toll free 877 406 BONE (2663)
F +1 610 961 6108

Medartis AG
Hochbergerstrasse 60E
4057 Basel / Switzerland
P +41 61 633 34 34
F +41 61 633 34 00

www.medartis.com